

Zhejiang Guangbo Group Co.,Ltd.

2006



002103

2007 3 24



-----	4
-----	5
-----	8
-----	12
-----	17
-----	21
-----	23
-----	40
-----	42
-----	46
-----	107





	660,849,063.60	525,283,820.46	25.81%	457,175,025.17
	81,101,971.43	53,985,437.21	50.23%	128,694,268.63
	62,277,010.32	41,441,241.40	50.28%	83,534,892.98
	53,056,211.59	41,187,840.75	28.82%	35,893,288.47
	49,221,054.52	84,994,310.64	-42.09%	25,256,696.81
	881,168,733.42	506,382,363.14	74.01%	684,155,332.25
	535,813,239.68	201,419,740.28	166.02%	204,751,815.20

	0.33	0.58	-43.10%	1.17
	11.62%	20.57%	-8.95%	40.80%
	9.90%	20.45%	-10.55%	17.53%
	0.26	1.20	-78.33%	0.36
	2.82	2.84	-0.70%	2.89
	2.81	2.82	-0.35%	2.87



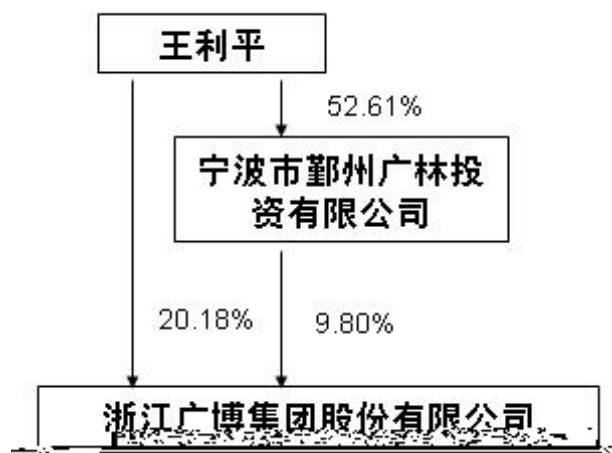
			+ -						
	70,970,000	100.00%	9,600,000	70,970,000			80,570,000	151,540,000	79.78%
1									
2									
3	70,970,000	100.00%	9,600,000	70,970,000			78,874,406	149,928,346	79.78%
	39,181,349	55.22%	9,600,000	39,181,349			48,781,349	87,962,698	46.31%
	31,788,651	44.78%		31,788,651			31,788,651	63,577,302	33.47%
4									
			38,400,000				38,400,000	38,400,000	20.22%
1			38,400,000				38,400,000	38,400,000	20.22%
2									
3									
4									
	70,970,000	100.00%	48,000,000	70,970,000			118,970,000	189,940,000	100.00%

1

2



					42,008
10					
		20.18%	38,323,800	38,323,800	0
		14.95%	28,388,000	28,388,000	0
		9.80%	1,860,666	1,860,666	0
		9.35%	17,762,216	17,762,216	0
		8.34%	1,584,585	1,584,585	0
		8.17%	15,522,188	15,522,188	0
		1.76%	3,351,360	3,351,360	0
		1.56%	2,957,088	2,957,088	0
		0.74%	1,400,609	1,400,609	
		0.62%	1,182,838	1,182,838	0
10					
			1,132,000		
			329,000		
	- -		329,000		
	- -		329,000		
	- -		329,000		
	- -		329,000		
	-		329,000		
	-		328,500		
			328,500		
	-		328,500		
	10	52.61%			
	10				



			2009-08-28	7,761,094	12 2009 8 28
7		3,351,360	2009-01-10	1,675,680	24 2009 8 28
			2009-08-28	1,675,680	
8		2,957,088	2009-01-10	1,478,544	24 2009 8 28
			2009-08-28	1,478,544	
9		1,182,838	2009-01-10	591,419	24 2009 8 28
			2009-08-28	591,419	
10		268,609	2007-04-10	268,609	3

		47		2004-12-15	2007-12-14	19,161,900	38,323,800	19,161,900
		37		2004-12-15	2007-12-14	8,881,108	17,762,216	8,881,108
		45		2004-12-15	2007-12-14	591,419	1,182,838	591,419
		45		2005-06-30	2007-12-14			
		51		2004-12-15	2007-12-14			
		46		2004-12-15	2007-12-14			
		61		2005-06-30	2007-12-14			
		44		2005-06-30	2007-12-14			
		31		2006-12-06	2007-12-14			
		58		2004-12-15	2007-12-14	1,675,680	3,351,360	1,675,680
		45		2005-04-03	2007-12-14			
		35		2004-12-15	2007-12-14			
		41		2004-12-15	2007-12-14			
		38		2004-12-15	2007-12-14			
		33		2004-12-15	2007-12-14			
						202,767,207	405,534,414	202,767,207

1956

1961

1970

1963

1963

1946

1963

1976

MPAcc

1949

1962

1972

1969

1966

1974

--	--	--	--	--

			2004.12-2007.12	
			2005.04-2008.04	
			2005.04-2008.04	
			2004.12-2007.12	
			2004.12-2007.12	
			2004.12-2007.12	

1


2

3

3.6











**2005**

2006 6 23 2005

**2006**

2006 8 23 2005

2006

		66084.91	25.81%
15139.65		8206.35	
28.74%	52.01%	51.84%	6292.31

79.04%

	66,084.91	50,847.00	23.06%	25.81%	24.88%	2.53%

	15,903.10	11,778.77	25.93%	31.11%	31.72%	-1.30%
	21,199.19	16,838.04	20.57%	7.09%	9.15%	-6.78%
	5,782.35	4,081.06	29.42%	11.39%	8.41%	7.08%
	23,200.27	18,149.14	21.77%	50.52%	44.24%	18.54%
	66,084.90	50,847.00	23.06%	25.81%	24.88%	2.53%

	9,080.88	12.12%
	57,004.03	28.30%
	66,084.90	25.81%

	10,116.78	25.65%



	2006.12.31		2005.12.31		
	95,969,527.01	10.89%	66,096,822.45		
	129,793,551.32	14.73%	84,968,508.72		
	392,615.07	0.04%	510,399.59		
	281,795,568.05	31.98%	244,218,805.01		
	27,278,487.01	3.10%	5,183,320.60		
	70,000,000.00	7.94%	65,000,000.00		
	11,985,899.35	1.36%	13,448,632.35		
	<b>881,168,733.42</b>		<b>506,382,363.14</b>		
	<b>315,650,215.50</b>	<b>35.82%</b>	<b>279,202,111.14</b>	<b>55.14%</b>	

7.59

! " h { <E ÜA+ !ò+@Žr!R Añ ç' ý,Ì

	2006	2005	%
	31,017,810.62	31,153,524.29	
	43,168,895.63	32,286,281.43	
	9,085,263.65	5,868,559.18	
	15,048,979.85	8,990,144.22	

2005

2005 33.71%

2005

2006

67.39%

2003 2005

13.2% 2006 26.4%

2004 2005

2006

13.2%

2005	8,499.43	-4,718.74	-19,947.32	1.20
2006	4,922.11	-33,047.80	25,714.40	0.26
	-3,577.33	-28,329.06	45,661.72	-0.94

2005 42.09%

33,047.80

24,000

2006

4800

18994

29,817.51



**2007**

2007

2007



	( )	
		2005
		2005
		2006







# 1

1 2005  
2 2005  
3 2005  
4 2006  
5 2005  
6  
7  
8  
9 2005

# 2

1 2006  
2 < >  
3  
4  
5  
6  
7  
8 < >



2006	61,029,071.15	62,277,010.32
		10%
6,102,907.12	96,948,727.62	2006
95,809,500	56,065,391.65	
	2006	18994
		<u>10</u>
<u>1</u>	<u>1,899.40</u>	<u>33.88%</u>
<u>37,071,391.65</u>		

				<b>4</b>	
		4	0	0	



1

2

2006

[2007] 32

2006

1 2006

50%

2

2006 12 31










1	82101200600012362	1500	2006.11.9-2007.4.25	
2	94032006280065	1000	2006.11.1-2007.11.1	
3	82101200600014491	1500	2006.12.25-2007.6.25	
4	94032006280017	2000	2006.3.24-2007.3.24	
5	94032006280018	1000	2006.4.6-2007.4.6	
		7000	/	/

1	
2	



378

2006

[2007]

2006

[2007] 378



2006 12 31

	344,997,166.05	320,749,321.93	129,110,114.77	18,561,287.56
			0.00	0.00
	907,287.86	300,000.00	366,615.00	0.00
			0.00	0.00
			0.00	0.00
	95,969,527.01	127,166.51	66,096,822.45	182,645.02
	3,056,346.89	1,169,153.58	4,220,448.31	1,777,694.25
	43,315,791.72	25,887,322.04	11,240,985.60	6,533,071.73
	16,665,835.68		6,171,228.68	0.00
	129,793,551.32	11,975,536.77	84,968,508.72	10,669,995.38
	1,090,129.45	900,216.58	339,000.03	332,753.12
			0.00	0.00
			0.00	0.00
	635,795,635.98	361,108,717.41	302,513,723.56	38,057,447.06
	392,615.07	173,854,956.12	510,399.59	160,678,052.06
			0.00	0.00
	392,615.07	173,854,956.12	510,399.59	160,678,052.06
	392,615.07		510,399.59	0.00
		355,193.77	0.00	510,399.59
	281,795,568.05	236,695,011.71	244,218,805.01	201,252,491.40
	65,222,170.06	46,688,662.15	47,053,192.27	32,273,115.27
	216,573,397.99	190,006,349.56	197,165,612.74	168,979,376.13
			0.00	0.00
	216,573,397.99	190,006,349.56	197,165,612.74	168,979,376.13
			0.00	0.00
	27,278,487.01	27,278,487.01	5,183,320.60	5,183,320.60
			0.00	0.00
	243,851,885.00	217,284,836.57	202,348,933.34	174,162,696.73
	493,328.49	486,088.49	260,376.81	256,776.81
	635,268.88	438,753.88	748,929.84	437,508.84
			0.00	0.00
	1,128,597.37	924,842.37	1,009,306.65	694,285.65



	0.00	0.00	0.00	0.00
	881,168,733.42	753,173,352.47	506,382,363.14	373,592,481.50
	70,000,000.00	40,000,000.00	65,000,000.00	65,000,000.00
	77,447,908.68	52,237,908.68	89,442,000.00	34,442,000.00
	96,885,330.82	7,932,868.72	61,668,306.44	4,247,095.29
	14,169,223.73	12,450.00	10,123,055.68	55,877.06
	10,085,150.31	2,224,188.17	11,728,734.92	1,018,404.04
	4,151,512.51	659,345.60	3,053,498.05	391,572.87
	8,374,460.00	8,374,460.00	6,245,360.00	6,245,360.00
	8,969,859.86	5,684,315.99	6,869,440.83	4,608,898.59
	903,262.61	41,290.45	64,791.16	10,528.21
	9,424,166.01	85,673,708.64	11,072,296.94	41,567,343.36
	3,253,441.62	995,750.00	485,994.77	82,925.00
			0.00	0.00
			0.00	0.00
			0.00	0.00
	303,664,316.15	203,836,286.25	265,753,478.79	157,670,004.42
			0.00	0.00
			0.00	0.00
			0.00	0.00
	11,985,899.35	11,985,899.35	13,448,632.35	13,448,632.35
			0.00	0.00
	11,985,899.35	11,985,899.35	13,448,632.35	13,448,632.35
			0.00	0.00
	315,650,215.50	215,822,185.60	279,202,111.14	171,118,636.77
	29,705,278.24		25,760,511.72	0.00
	189,940,000.00	189,940,000.00	70,970,000.00	70,970,000.00
			0.00	0.00
	189,940,000.00	189,940,000.00	70,970,000.00	70,970,000.00
	256,278,931.51	256,791,346.27	6,103,595.28	6,103,595.28
	34,554,428.95	34,554,428.95	28,451,521.83	28,451,521.83
			9,483,840.61	9,483,840.61
	56,373,898.06	56,065,391.65	96,009,294.86	96,948,727.62
			14,194,000.00	14,194,000.00
	-551,153.76		-114,671.69	0.00
	-782,865.08		0.00	0.00

	881,168,733.42	753,173,352.47	506,382,363.14	373,592,481.50

2

2006 1-12

	660,849,063.60	195,044,284.82	525,283,820.46	135,787,623.52
	508,470,003.31	154,361,489.30	407,153,583.92	107,552,133.47
	982,600.47	533,712.82	535,602.86	296,124.84
-	151,396,459.82	40,149,082.70	117,594,633.68	27,939,365.21
-	640,272.18	606,041.08	1,267,633.84	1,267,633.84
	31,017,810.62	58,904.32	31,153,524.29	253,272.28
	43,168,895.63	25,743,242.09	32,286,281.43	11,709,651.19
	9,085,263.65	2,158,450.19	5,868,559.18	942,390.90
-	68,764,762.10	12,794,527.18	49,553,902.62	16,301,684.68
-	129,460.78	43,086,033.67	-1,315,578.20	28,469,333.57
	14,610,397.50	10,395,200.00	6,372,063.72	1,934,000.00
	188,555.92	43,111.08	441,975.94	429,374.34
	2,591,204.87	651,419.59	1,066,926.87	433,348.94
-	81,101,971.43	65,667,452.34	53,985,437.21	46,701,043.65
	15,048,979.85	4,638,381.19	8,990,144.22	6,262,449.82
	4,558,846.34	0.00	3,554,051.59	0.00
	782,865.08	0.00	0.00	0.00
-	62,277,010.32	61,029,071.15	41,441,241.40	40,438,593.83
	96,009,294.86	96,948,727.62	106,054,642.53	107,996,722.86
			0.00	0.00
	158,286,305.18	157,977,798.77	147,495,883.93	148,435,316.69
	6,102,907.12	6,102,907.12	4,043,859.38	4,043,859.38
	0.00	0.00	2,021,929.69	2,021,929.69
	0.00	0.00	0.00	0.00
	0.00	0.00	0.00	0.00

	0.00	0.00	0.00	0.00
	0.00	0.00	0.00	0.00
	152,183,398.06	151,874,891.65	141,430,094.86	142,369,527.62
	0.00	0.00	0.00	0.00
	0.00	0.00	0.00	0.00
	24,839,500.00	24,839,500.00	45,420,800.00	45,420,800.00
	70,970,000.00	70,970,000.00	0.00	0.00
	56,373,898.06	56,065,391.65	96,009,294.86	96,948,727.62
1	247,245.30	247,245.30	-418,196.23	-418,196.23
2				
3				
4				
5				
6				

**3**

2006 1-12

	650,289,702.17	237,209,031.52
	56,869,030.38	
	16,031,652.57	57,470,200.85
	723,190,385.12	294,679,232.37
	483,732,553.86	146,698,015.32
	103,762,857.69	26,162,101.89
	46,929,616.50	16,089,531.26
	39,544,302.55	830,564.83
	673,969,330.60	189,780,213.30
	49,221,054.52	104,899,019.07
	1,556,628.30	1,556,628.30
		33,969,264.10
	478,861.35	1,815,880.24
	1,079,936.76	133,126.17

	3,115,426.41	37,474,898.81
	92,824,669.14	88,979,711.71
		5,104,071.80
	240,768,734.66	240,000,000.00
	333,593,403.80	334,083,783.51
	-330,477,977.39	-296,608,884.70
	305,297,456.95	304,296,000.00
	132,000,000.00	102,000,000.00
	30,000,000.00	
	467,297,456.95	406,296,000.00
	127,000,000.00	127,000,000.00
	27,688,542.80	24,933,160.00
	55,464,940.00	464,940.00
	210,153,482.80	152,398,100.00
	257,143,974.15	253,897,900.00
	-24,112,948.72	62,188,034.37
1		
	62,277,010.32	61,029,071.15
	2,881,714.63	275,227.51
	19,173,505.67	12,470,838.94
	101,337.32	100,617.32
	709,514.63	385,464.28
	-751,129.42	-567,463.46
	2,737,819.35	935,200.00
	63,275.39	18,315.78
	2,766,573.24	2,067,258.83
	-129,460.78	-43,086,033.67
	-45,421,944.07	-1,391,059.46
	-48,326,884.91	461,137.55
	49,363,741.89	72,200,444.30
	-782,865.08	
	4,558,846.34	
	49,221,054.52	104,899,019.07
2		

3		
	104,997,166.05	80,749,321.93
	129,110,114.77	18,561,287.56
	-24,112,948.72	62,188,034.37









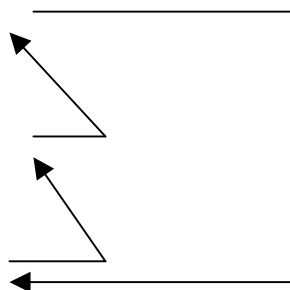















\_\_\_\_\_

\_\_\_\_\_

\_\_\_\_\_

\_\_\_\_\_

\_\_\_\_\_



=====

=====

-----

-----

-----

-----

---

---

---

---

---

---

---

\_\_\_\_\_

\_\_\_\_\_

=====

=====

=====

=====

\_\_\_\_\_

\_\_\_\_\_

\_\_\_\_\_

\_\_\_\_\_

=====

=====

---

---

---

---

---

=====

=====

-----

-----

=====

=====

=====

=====

-----

-----

-----

-----

-----

-----

-----

-----

-----

=====

\_\_\_\_\_

=====

=====

=====

\_\_\_\_\_

=====

\_\_\_\_\_

=====

=====



-----

=====

=====

=====

=====

-----

-----

-----

-----

\_\_\_\_\_

\_\_\_\_\_

=====

=====

=====

=====

\_\_\_\_\_

=====

=====

=====

=====





=====

=====

\_\_\_\_\_

\_\_\_\_\_

\_\_\_\_\_

\_\_\_\_\_

\_\_\_\_\_

\_\_\_\_\_

\_\_\_\_\_

\_\_\_\_\_

=====

-----

=====

=====

=====



=====



=====

=====

=====

=====

=====

\_\_\_\_\_

\_\_\_\_\_

\_\_\_\_\_

\_\_\_\_\_

\_\_\_\_\_

---

---

---

---

---

---

---

---

---

---

---

---

---

---

---

---

---

---

---

---

\_\_\_\_\_

=====

\_\_\_\_\_

-----

-----





=====

=====






--	--	--	--	--



(1) 2006 12 31



(2) 2006 12 31


(4)

12,000		2005 1 1	2006 12 31
72,000.00	2006		864,000.00













--	--	--



---




[2007] 379













\_\_\_\_\_

\_\_\_\_\_

\_\_\_\_\_

\_\_\_\_\_